

# MDTP Assessment Tutorial

## Viewing a Class Report



### Viewing reports for a single class set of data:

1) Select “MDTP ASSESSMENT” in the top left of the screen to go to the dashboard.

The screenshot shows the MDTP ASSESSMENT dashboard. At the top, a dark blue header contains the text "MDTP ASSESSMENT" in white, which is highlighted with a red rectangular box. To the right of the header, there is a user profile icon and the text "Hi Mitzi Fitzgerald" with a dropdown arrow. Below the header, there are two tabs: "Classes" (selected) and "Resources". A search bar with the text "Search" and a magnifying glass icon is located on the right side. A dropdown menu is open under the "Classes" tab, listing "All Classes", "Assigned Tests", "Class Enrollment", and "Submissions". The main content area displays a table of classes with columns for "INSTRUCTOR", "SCHOOL NAME", "TERM", "CLASS NAME", and "PERIOD". There are three rows of class data. To the right of the table, there is a "Home" link, a "All My Classes" link, and a blue button labeled "+ Add New Class".

	INSTRUCTOR	SCHOOL NAME	TERM	CLASS NAME	PERIOD	
1	Fitzgerald, Mitzi	Harmonia - Post-Secondary	School Year 2019-2020	Math 185	0	
2	Fitzgerald, Mitzi	Harmonia - Post-Secondary 2	School Year 2019-2020	Math 400	0	
3	Fitzgerald, Mitzi	Harmonia - Post-Secondary	School Year 2019-2020	Test Move Student Data	0	

2) For the class in which you would like to view the report and data, select the action button then select “View”.

Classes Resources

Search








Home

## Current Classes (4)

All My Classes

+ Add New Class

	INSTRUCTOR	SCHOOL NAME	TERM	CLASS NAME	PERIOD	
1	Fitzgerald, Mitzi	Harmonia - Post-Secondary	School Year 2019-2020	Math 185	0	
2	Fitzgerald, Mitzi	Harmonia - Post-Secondary 2	School Year 2019-2020	Math 400		  
3	Fitzgerald, Mitzi	Harmonia - Post-Secondary	School Year 2019-2020	Test Move Student Data	0	

3) This view shows your class details, assigned tests, and students. Select the action button then select “**Report**”.

## Math 10

Instructor: [Fitzgerald, Mitzi](#)

School Name: [Harmonia - Secondary](#)

Term: [School Year 2019-2020](#)

Period: [0](#)

[Edit Class - Delete](#)




## Assigned Tests (1)

[+ Add New Assignment](#)

	SCHOOL NAME	FACULTY	TEST TITLE	START DATE	TIME LIMIT (HH:MM:SS)	CODE	ACTIVE	CODE EXPIRES		
<input type="checkbox"/>	1	<a href="#">Harmonia - Secondary</a>	<a href="#">Fitzgerald, Mitzi</a>	<a href="#">9th Grade Assessment (9A40A19)</a>	<a href="#">01/07/2020</a>	<a href="#">02:00:00</a>	<a href="#">QMXB</a>	<a href="#">Yes</a>	<a href="#">Jan 31, 2020, 11:59:00 PM</a>	

## Enrolled Students (1)

	FIRST NAME	LAST NAME	STUDENT ID	ACTIVE
1	<a href="#">medley</a>	<a href="#">vonk</a>	<a href="#">62091</a>	<a href="#">Yes</a>

-  View
- Report**
-  Edit
- Close Exam
- Print Instructions
- Preview Exam
-  Delete

4) This view shows the summary page for the report. For more information on how to navigate and understand MDTP reports, see the tutorial “**Navigating MDTP Reports**”.

# MDTP ASSESSMENT

Hi Nora Perez

[Regions](#) [Districts](#) [Schools](#) [Classes](#) [Tests](#) [Admin](#) [Resources](#)

[Back to Previous Page](#) [Home](#) / [Assignments](#) / [Summary](#)

[Summary](#) [Topic Summary](#) [Item Analysis](#) [Answer Timings](#) [Individual Results](#)

## 9th Grade Assessment (9A40A19) Student Results

[Student Letters](#) [Report PDF](#)

Class Name:	Math 10 (0)
Date:	02/17/2022
Number of students:	5
Number of items:	40
Average Score:	0.6 (1.5%)